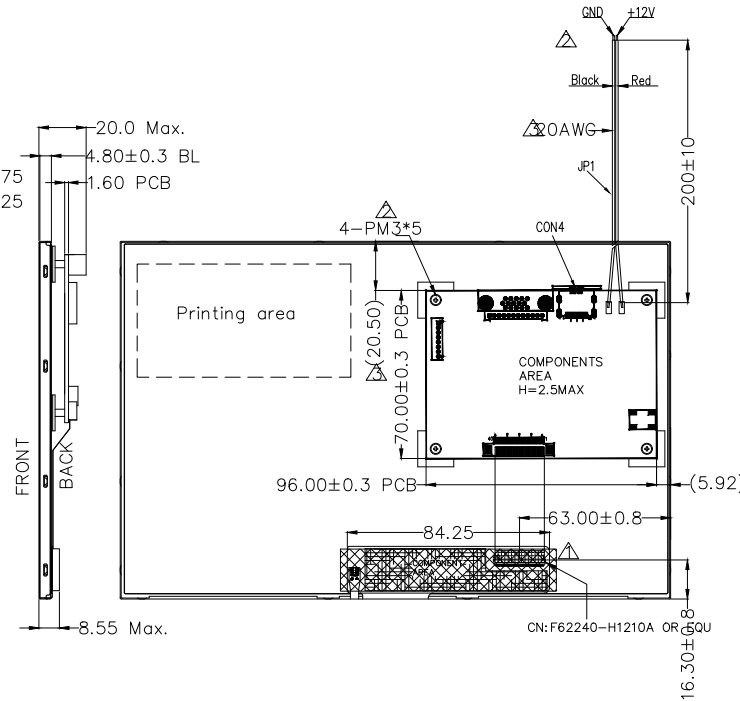
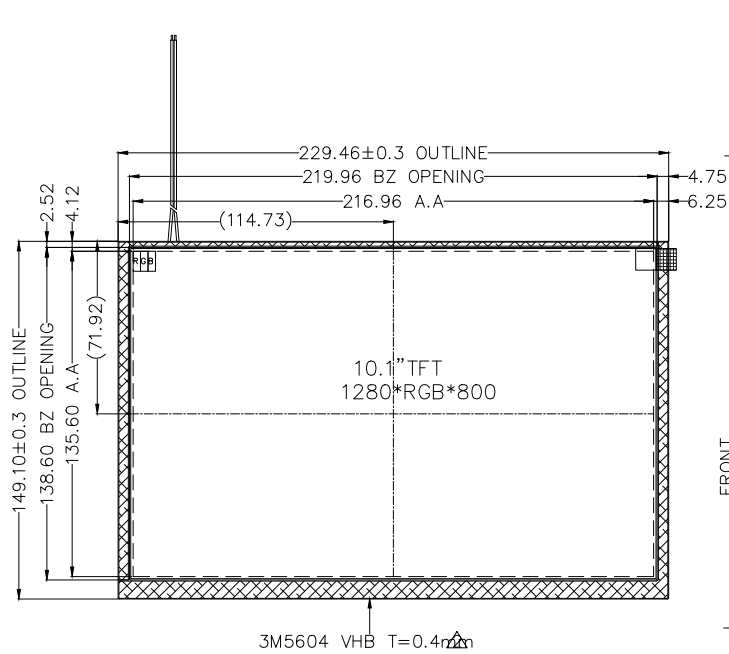


RoHS

| REVISE | Revision note | DATE | NAME |
|--------|--------------------------|------------|-------|
| V00 | First | 2023.08.18 | solon |
| V01 | Update yellow tape. | 2023.09.02 | solon |
| V02 | Update PCB & Add 3M VHB. | 2023.10.14 | solon |
| V03 | Update place of PCB. | 2023.10.17 | solon |



JP1

| Pin No. | Symbol |
|---------|--------|
| 1 | +12V |
| 2 | GND |

GND +12V

CON4:HDMIFEMAL19PIN S.M.T.ATYPE

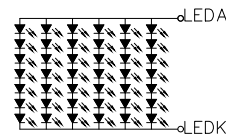
| | |
|----|--------------------|
| 1 | TMDS Data 2+ |
| 2 | TMDS Data2 Shield |
| 3 | TMDS Data 2- |
| 4 | TMDS Data 1+ |
| 5 | TMDS Data1 Shield |
| 6 | TMDS Data 1- |
| 7 | TMDS Data 0+ |
| 8 | TMDS Data 0 Shield |
| 9 | TMDS Data 0- |
| 10 | TMDS Clock+ |
| 11 | TMDS Clock Shield |
| 12 | TMDS Clock- |
| 13 | CEC |
| 14 | NC |
| 15 | SCL |
| 16 | SDA |
| 17 | DDC/CEC GND |
| 18 | VDD |
| 19 | Hot Plug Detect |

Note:

- DISPLAY TYPE: 10.1TFT, Normally black ;
- VIEWING DIRECTION : U/L/D/R 85/85/85/85 ;
- TFT Driver IC : EK79202 ;
- Top : -30°C ~ 85°C, Tst : -30°C ~ 85°C ;
- LCM Luminance: LED/1000cd/m (Typical)
- Modify the marker, with * accent size, with () as the reference size ;
- Meets RoHS standards

注:FFC要插上LCM连接器
后再贴黄胶

LED CIRCUIT DIAGRAM:



IF=360mA ; VF=19.6~22.4V

Victronix Tecenstar Co.,LTD

| | | |
|-------------|-------|-------------------------------|
| Approved By | | SIZE: 10.1inch TFT with CTP |
| Checked By | | DWARING_NO.: VXT101HIEWA-03-B |
| Drawn By | solon | CUSTOMER_NO. |
| UNIT:mm | | |